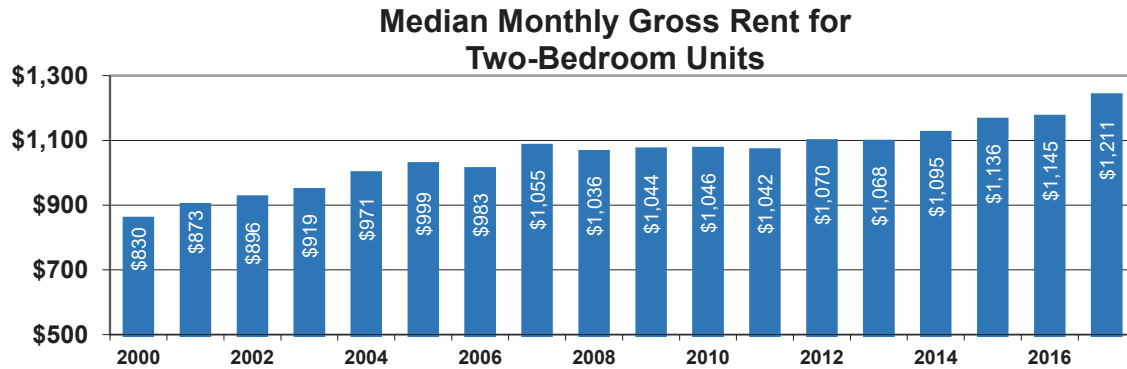


# RENTAL COST DATA – SELECTED CITIES

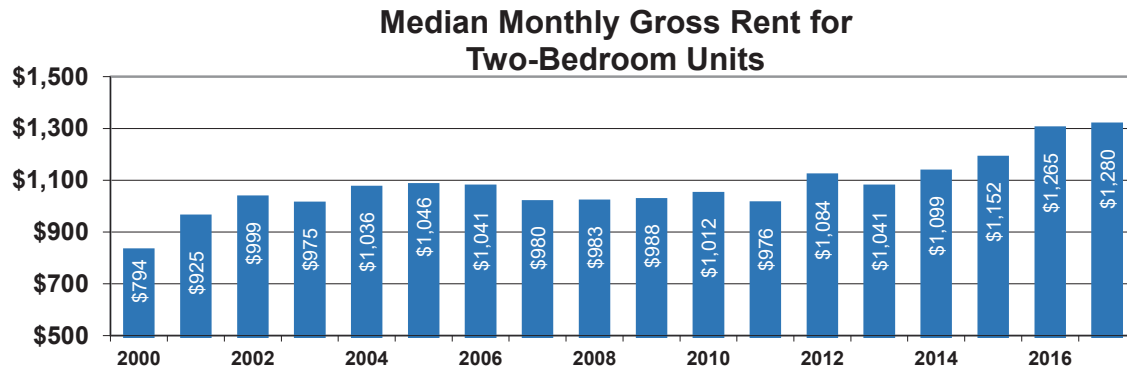
## CITY OF CONCORD



**2017 Median Gross Rent**

Unit Size (Bedrooms)	Sample Size	Rent Range	Median
0	27	\$627 - \$911	\$746
1	294	\$600 - \$1,675	\$994
2	459	\$651 - \$1,974	\$1,211
3	74	\$977 - \$2,051	\$1,494
4+	5	\$1,040 - \$1,650	****
All	859	\$600 - \$2,051	\$1,141

## CITY OF MANCHESTER

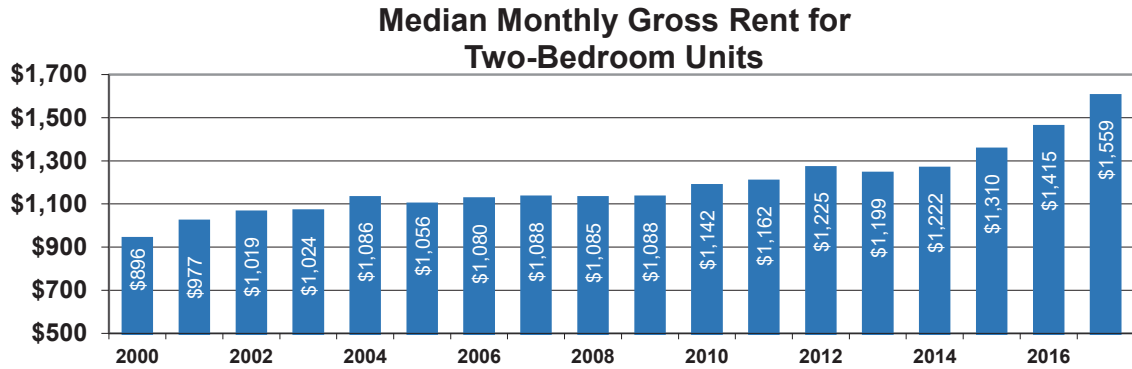


**2017 Median Gross Rent**

Unit Size (Bedrooms)	Sample Size	Rent Range	Median
0	82	\$390 - \$1,275	\$650
1	483	\$525 - \$1,562	\$962
2	853	\$625 - \$1,956	\$1,280
3	258	\$784 - \$2,852	\$1,300
4+	37	\$1,146 - \$2,921	\$1,415
All	1,713	\$390 - \$2,921	\$1,185

## RENTAL COST DATA – SELECTED CITIES

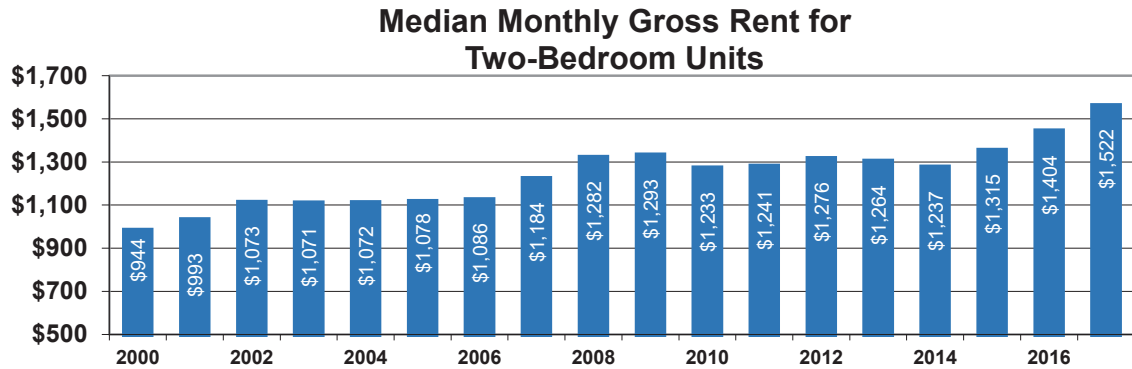
### CITY OF NASHUA



**2017 Median Gross Rent**

Unit Size (Bedrooms)	Sample Size	Rent Range	Median
0	70	\$542 - \$1,436	\$722
1	564	\$625 - \$1,670	\$1,195
2	825	\$725 - \$1,973	\$1,559
3	132	\$972 - \$2,253	\$1,522
4+	19	\$1,158 - \$2,795	****
All	1,610	\$542 - \$2,795	\$1,395

### CITY OF PORTSMOUTH

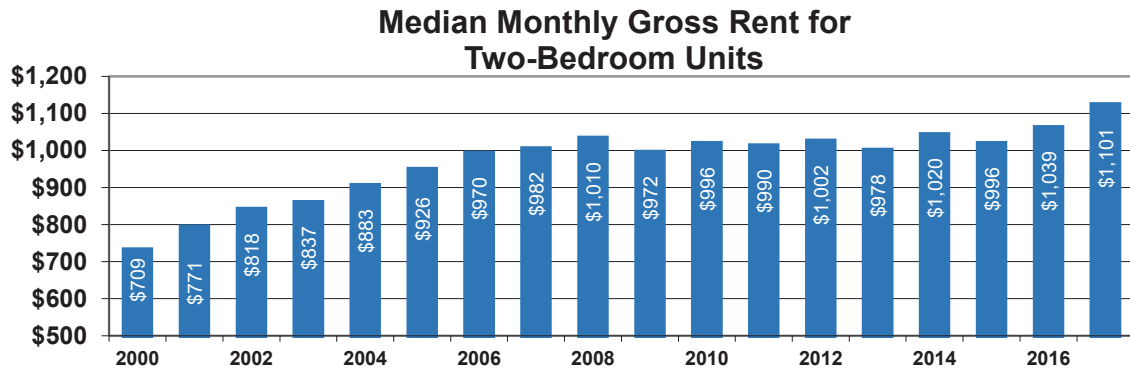


**2017 Median Gross Rent**

Unit Size (Bedrooms)	Sample Size	Rent Range	Median
0	11	\$733 - \$2,211	****
1	66	\$500 - \$3,135	\$1,218
2	266	\$1,000 - \$3,254	\$1,522
3	55	\$1,077 - \$4,368	\$1,672
4+	3	\$1,870 - \$2,724	****
All	401	\$500 - \$4,368	\$1,522

## RENTAL COST DATA – SELECTED CITIES

### CITY OF ROCHESTER



### 2017 Median Gross Rent

Unit Size (Bedrooms)	Sample Size	Rent Range	Median
0	41	\$574 - \$805	\$574
1	101	\$635 - \$2,048	\$896
2	180	\$726 - \$2,703	\$1,101
3	48	\$950 - \$1,855	\$1,394
4+	10	\$1,344 - \$2,475	****
All	380	\$574 - \$2,703	\$1,032