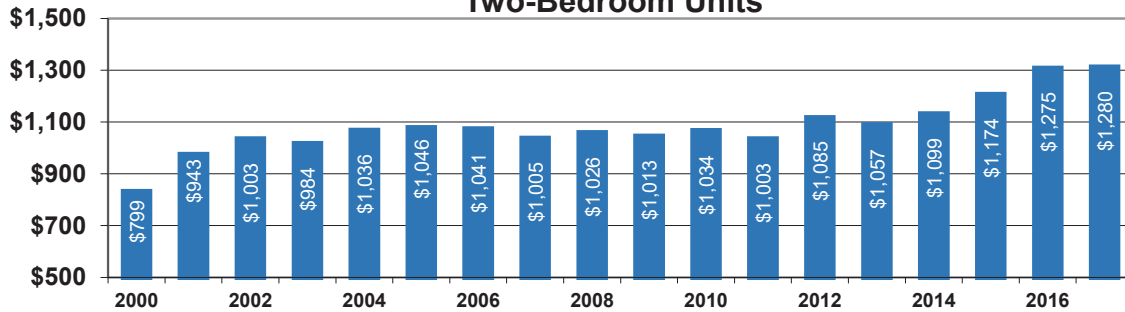


RENTAL COST DATA – METROPOLITAN AREAS

MANCHESTER, NH HMFA (Bedford, Goffstown, Manchester, Weare)

**Median Monthly Gross Rent for
Two-Bedroom Units**

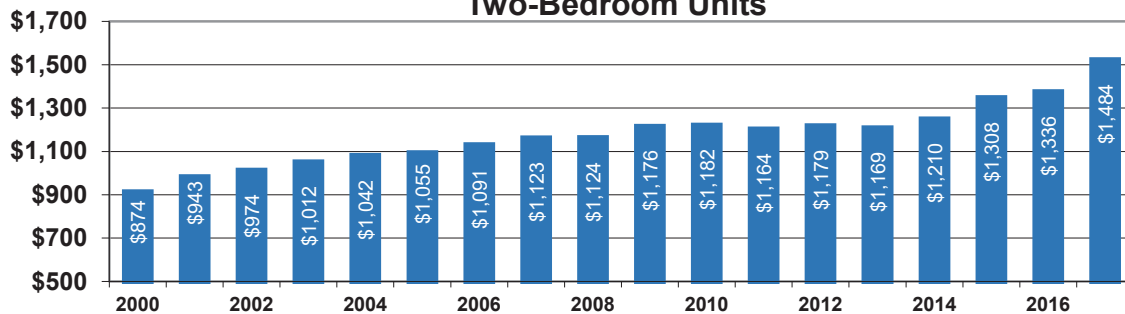


2017 Median Gross Rent

Unit Size (Bedrooms)	Sample Size	Rent Range	Median
0	93	\$390 - \$1,462	\$672
1	560	\$525 - \$1,867	\$1,000
2	984	\$625 - \$2,249	\$1,280
3	272	\$784 - \$2,852	\$1,335
4+	38	\$1,146 - \$2,921	\$1,415
All	1,947	\$390 - \$2,921	\$1,211

NASHUA, NH HMFA (Amherst, Brookline, Greenville, Hollis, Hudson, Litchfield, Mason, Merrimack, Milford, Mont Vernon, Nashua, New Ipswich, Pelham, Wilton)

**Median Monthly Gross Rent for
Two-Bedroom Units**

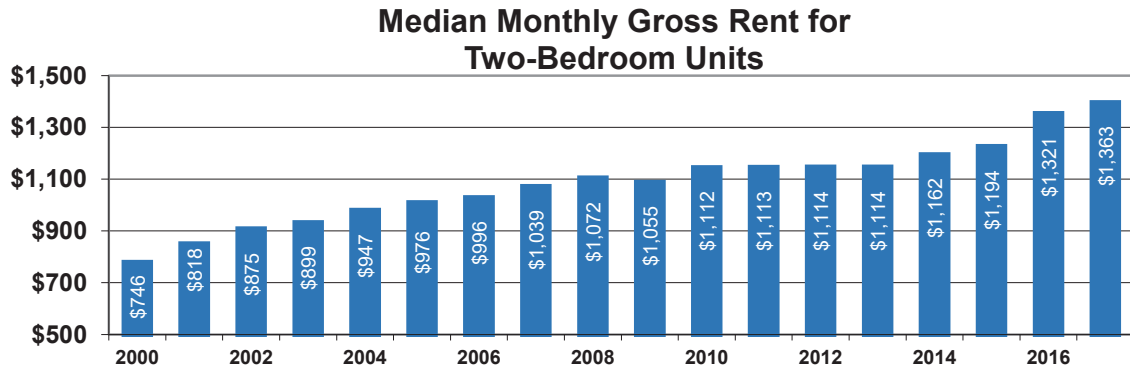


2017 Median Gross Rent

Unit Size (Bedrooms)	Sample Size	Rent Range	Median
0	77	\$542 - \$1,436	\$722
1	628	\$625 - \$1,670	\$1,125
2	1,090	\$607 - \$2,393	\$1,484
3	195	\$922 - \$2,384	\$1,522
4+	25	\$1,158 - \$3,101	\$1,942
All	2,015	\$542 - \$3,101	\$1,383

RENTAL COST DATA – METROPOLITAN AREAS

PORTMOUTH-ROCHESTER, NH HMFA *



2017 Median Gross Rent

Unit Size (Bedrooms)	Sample Size	Rent Range	Median
0	89	\$547 - \$2,211	\$750
1	600	\$500 - \$3,135	\$941
2	1,150	\$726 - \$3,254	\$1,363
3	245	\$749 - \$4,368	\$1,529
4+	108	\$875 - \$4,420	\$1,958
All	2,192	\$500 - \$4,420	\$1,225

* (Barrington, Brentwood, Dover, Durham, East Kingston, Epping, Exeter, Farmington, Greenland, Hampton, Hampton Falls, Kensington, Lee, Madbury, Middleton, Milton, New Castle, New Durham, Newfields, Newington, Newmarket, North Hampton, Portsmouth, Rochester, Rollinsford, Rye, Somersworth, Strafford, Stratham)

METROPOLITAN STATISTICAL AREAS

HMFA (HUD Metropolitan Fair Market Rent Area) designations were established by the U.S. Department of Housing and Urban Development as a result of information gathered from the 2000 Census.