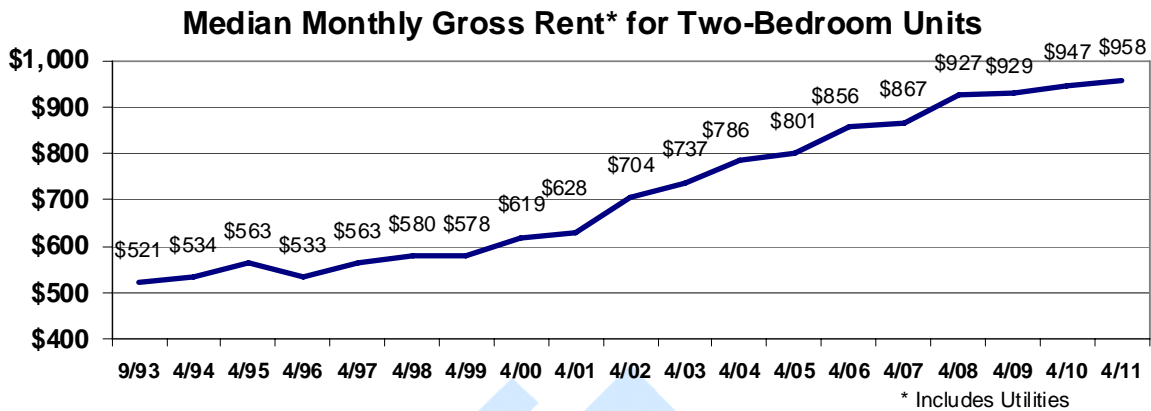


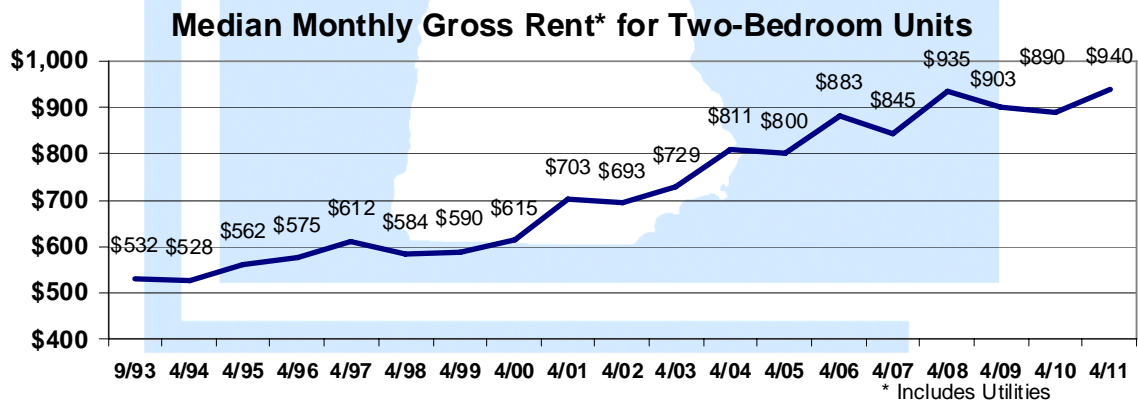
BELKNAP COUNTY



2011 Gross Rent (Includes Utilities)

| Unit Size (Bedrooms) | Sample Size | Rent Range | Median |
|----------------------|-------------|-----------------|---------|
| 0 | 20 | \$441 - \$820 | **** |
| 1 | 148 | \$582 - \$1,116 | \$746 |
| 2 | 232 | \$607 - \$1,593 | \$958 |
| 3 | 86 | \$550 - \$2,400 | \$1,170 |
| 4+ | 13 | \$975 - \$2,480 | **** |
| All | 499 | \$441 - \$2,480 | \$929 |

CARROLL COUNTY

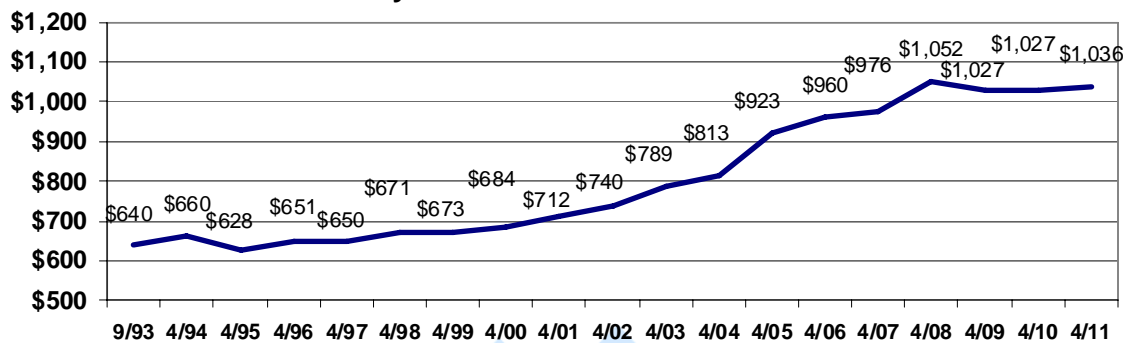


2011 Gross Rent (Includes Utilities)

| Unit Size (Bedrooms) | Sample Size | Rent Range | Median |
|----------------------|-------------|-------------------|---------|
| 0 | 14 | \$475 - \$657 | **** |
| 1 | 87 | \$488 - \$981 | \$746 |
| 2 | 121 | \$723 - \$1,268 | \$940 |
| 3 | 55 | \$969 - \$1,820 | \$1,247 |
| 4+ | 13 | \$1,212 - \$2,006 | **** |
| All | 290 | \$475 - \$2,006 | \$898 |

CHESHIRE COUNTY

Median Monthly Gross Rent* for Two-Bedroom Units



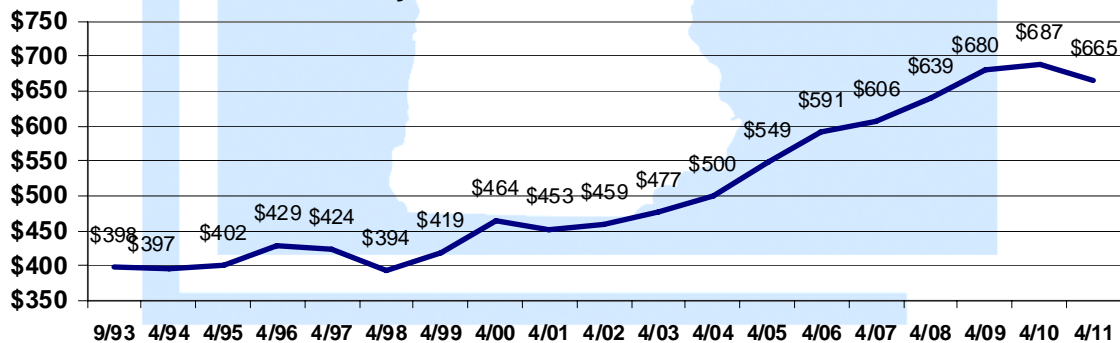
* Includes Utilities

2011 Gross Rent (Includes Utilities)

| Unit Size (Bedrooms) | Sample Size | Rent Range | Median |
|----------------------|-------------|-------------------|---------|
| 0 | 31 | \$450 - \$921 | \$721 |
| 1 | 249 | \$490 - \$1,450 | \$803 |
| 2 | 417 | \$523 - \$1,923 | \$1,036 |
| 3 | 100 | \$756 - \$1,820 | \$1,303 |
| 4+ | 16 | \$1,200 - \$1,843 | **** |
| All | 813 | \$450 - \$1,923 | \$987 |

COOS COUNTY

Median Monthly Gross Rent* for Two-Bedroom Units

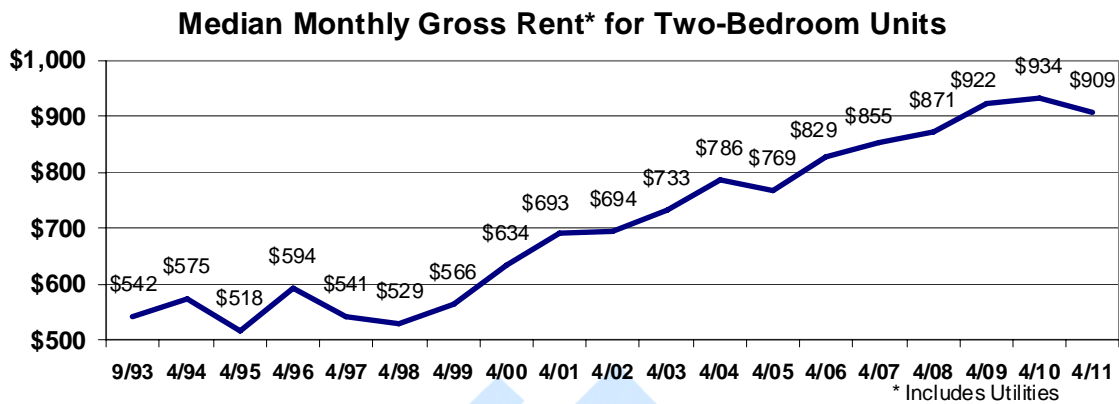


* Includes Utilities

2011 Gross Rent (Includes Utilities)

| Unit Size (Bedrooms) | Sample Size | Rent Range | Median |
|----------------------|-------------|-----------------|--------|
| 0 | 11 | \$200 - \$700 | **** |
| 1 | 131 | \$300 - \$838 | \$583 |
| 2 | 124 | \$515 - \$1,073 | \$665 |
| 3 | 38 | \$629 - \$1,246 | \$829 |
| 4+ | 10 | \$654 - \$1,552 | **** |
| All | 314 | \$200 - \$1,552 | \$653 |

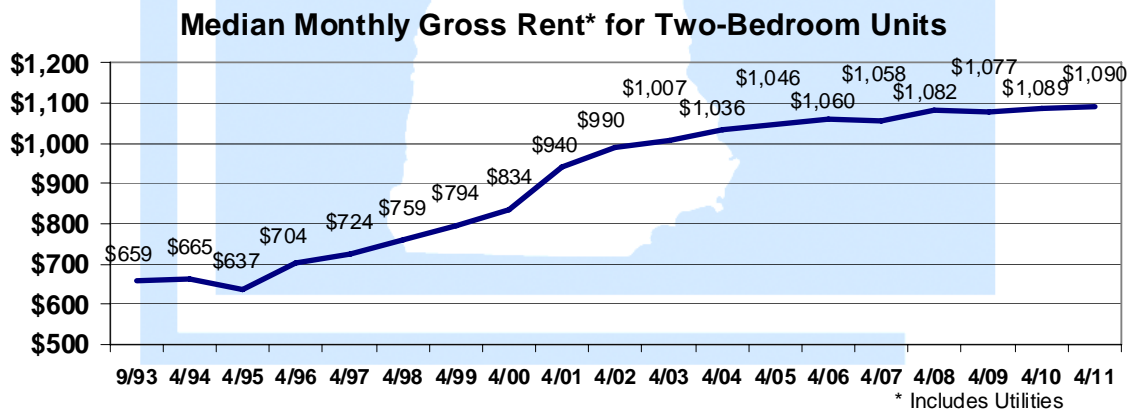
GRAFTON COUNTY



2011 Gross Rent (Includes Utilities)

| Unit Size (Bedrooms) | Sample Size | Rent Range | Median |
|----------------------|-------------|-----------------|---------|
| 0 | 61 | \$300 - \$867 | \$571 |
| 1 | 269 | \$400 - \$1,144 | \$729 |
| 2 | 374 | \$487 - \$1,680 | \$909 |
| 3 | 71 | \$826 - \$2,298 | \$1,228 |
| 4+ | 16 | \$741 - \$2,058 | **** |
| All | 791 | \$300 - \$2,298 | \$848 |

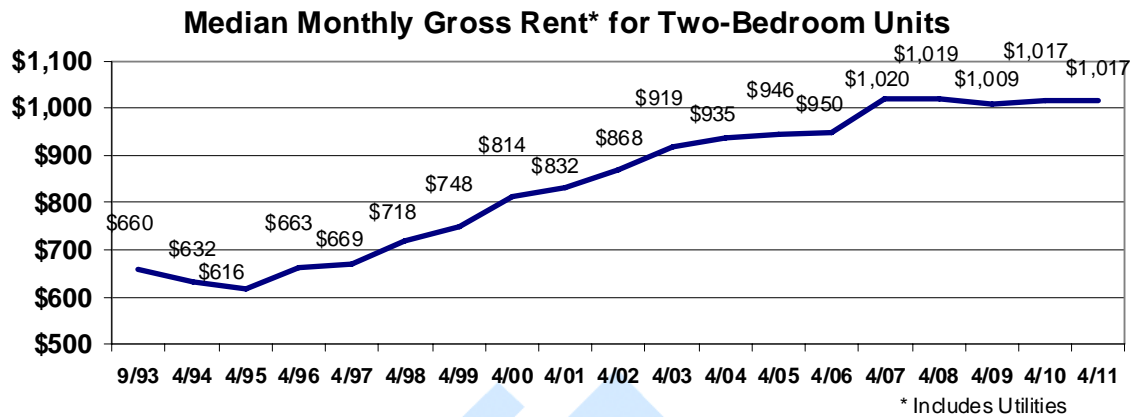
HILLSBOROUGH COUNTY



2011 Gross Rent (Includes Utilities)

| Unit Size (Bedrooms) | Sample Size | Rent Range | Median |
|----------------------|-------------|-----------------|---------|
| 0 | 259 | \$400 - \$975 | \$600 |
| 1 | 1,656 | \$428 - \$1,828 | \$853 |
| 2 | 2,779 | \$568 - \$2,223 | \$1,090 |
| 3 | 813 | \$592 - \$2,465 | \$1,255 |
| 4+ | 93 | \$827 - \$2,602 | \$1,390 |
| All | 5,600 | \$400 - \$2,602 | \$1,040 |

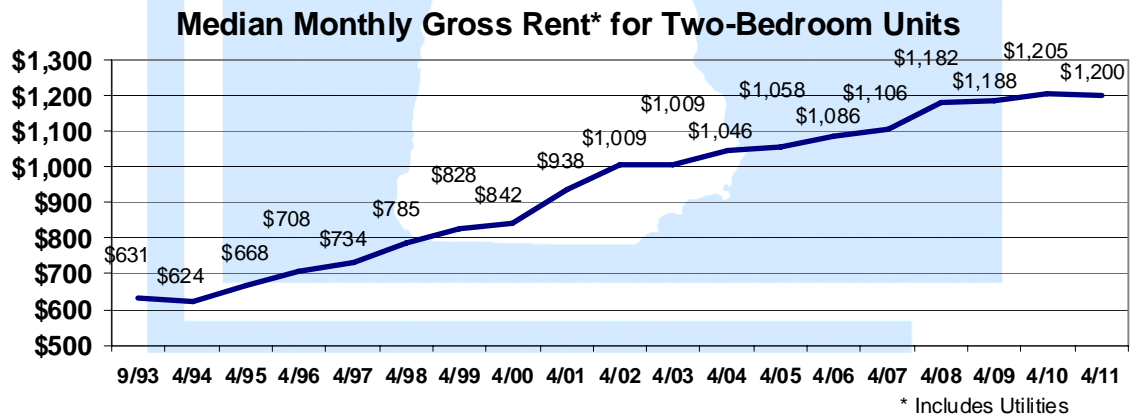
MERRIMACK COUNTY



2011 Gross Rent (Includes Utilities)

| Unit Size (Bedrooms) | Sample Size | Rent Range | Median |
|----------------------|-------------|-----------------|---------|
| 0 | 59 | \$478 - \$819 | \$662 |
| 1 | 560 | \$419 - \$1,700 | \$806 |
| 2 | 791 | \$585 - \$1,750 | \$1,017 |
| 3 | 166 | \$779 - \$1,924 | \$1,203 |
| 4+ | 29 | \$986 - \$2,900 | \$1,656 |
| All | 1,605 | \$419 - \$2,900 | \$950 |

ROCKINGHAM COUNTY

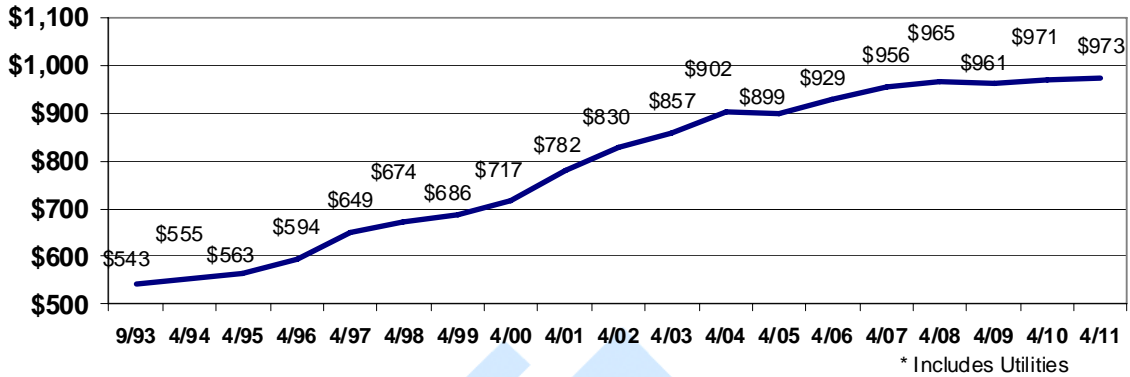


2011 Gross Rent (Includes Utilities)

| Unit Size (Bedrooms) | Sample Size | Rent Range | Median |
|----------------------|-------------|-------------------|---------|
| 0 | 113 | \$400 - \$1,704 | \$759 |
| 1 | 820 | \$528 - \$1,902 | \$903 |
| 2 | 1,222 | \$800 - \$2,409 | \$1,200 |
| 3 | 193 | \$1,000 - \$2,518 | \$1,521 |
| 4+ | 14 | \$990 - \$3,352 | **** |
| All | 2,362 | \$400 - \$3,352 | \$1,051 |

STRAFFORD COUNTY

Median Monthly Gross Rent* for Two-Bedroom Units

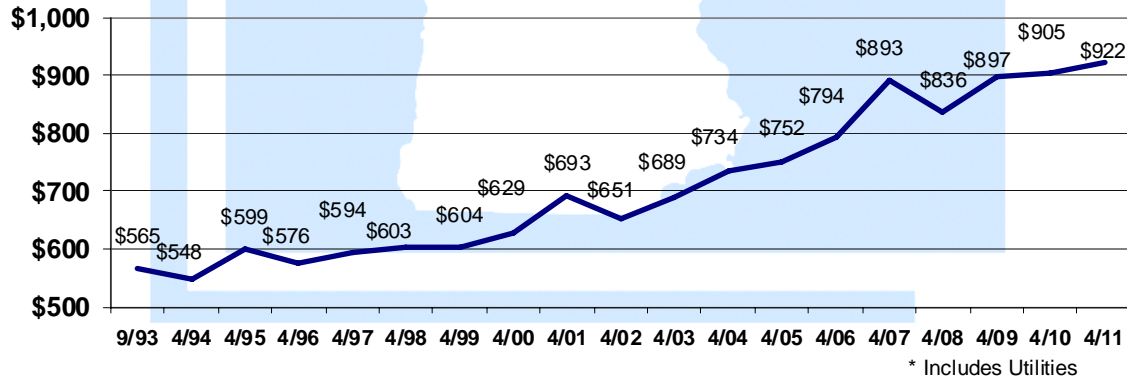


2011 Gross Rent (Includes Utilities)

| Unit Size (Bedrooms) | Sample Size | Rent Range | Median |
|----------------------|-------------|-----------------|---------|
| 0 | 40 | \$446 - \$898 | \$642 |
| 1 | 327 | \$538 - \$1,038 | \$797 |
| 2 | 527 | \$634 - \$1,616 | \$973 |
| 3 | 124 | \$776 - \$2,318 | \$1,303 |
| 4+ | 30 | \$813 - \$2,840 | \$1,557 |
| All | 1,048 | \$446 - \$2,840 | \$935 |

SULLIVAN COUNTY

Median Monthly Gross Rent* for Two-Bedroom Units



2011 Gross Rent (Includes Utilities)

| Unit Size (Bedrooms) | Sample Size | Rent Range | Median |
|----------------------|-------------|-------------------|---------|
| 0 | 6 | \$532 - \$650 | **** |
| 1 | 69 | \$637 - \$1,139 | \$748 |
| 2 | 144 | \$565 - \$1,322 | \$922 |
| 3 | 55 | \$826 - \$2,423 | \$1,076 |
| 4+ | 8 | \$1,091 - \$1,569 | **** |
| All | 282 | \$532 - \$2,423 | \$895 |