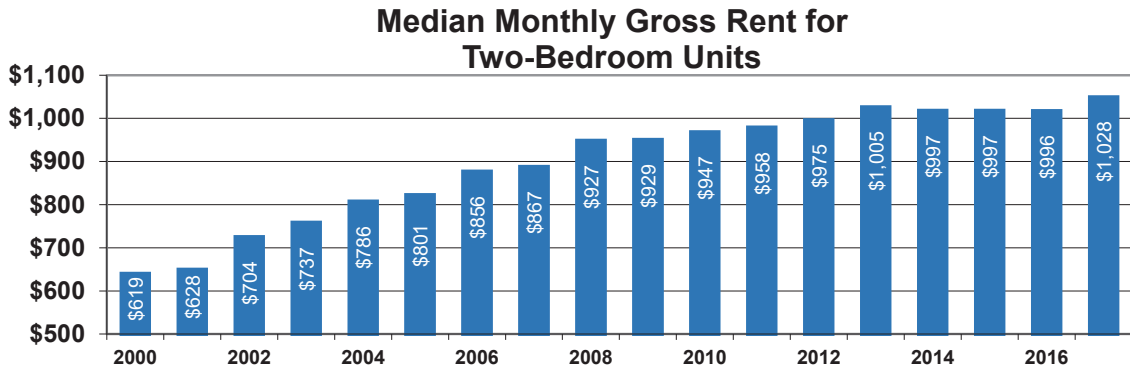


## RENTAL COST DATA – COUNTIES

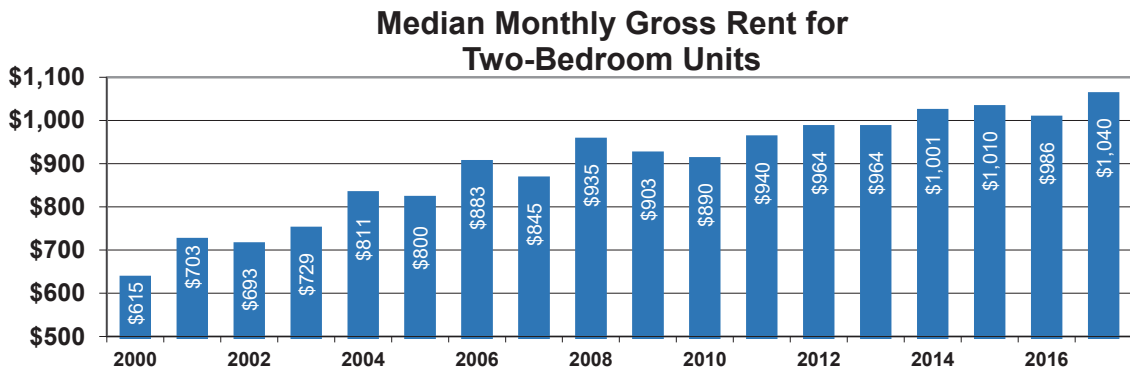
### BELKNAP COUNTY



**2017 Median Gross Rent**

Unit Size (Bedrooms)	Sample Size	Rent Range	Median
0	20	\$553 - \$1,000	****
1	117	\$595 - \$1,500	\$807
2	188	\$533 - \$1,401	\$1,028
3	68	\$947 - \$1,784	\$1,299
4+	15	\$1,347 - \$2,464	****
All	408	\$533 - \$2,464	\$1,011

### CARROLL COUNTY

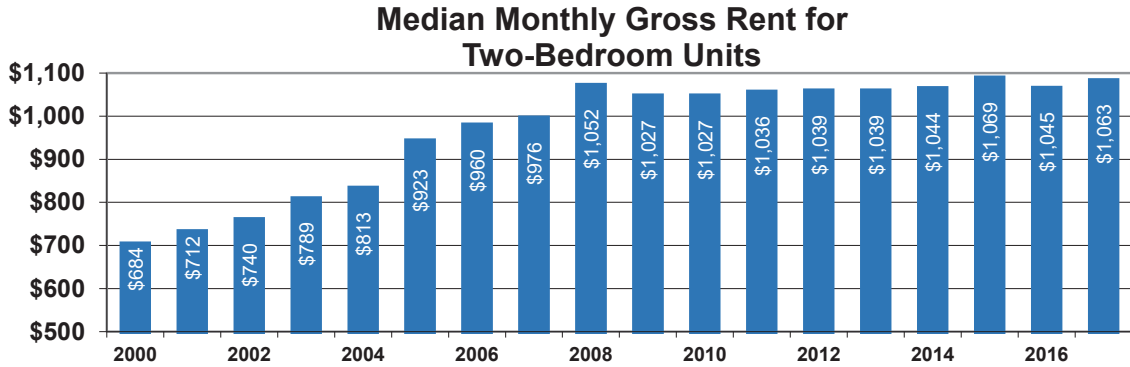


**2017 Median Gross Rent**

Unit Size (Bedrooms)	Sample Size	Rent Range	Median
0	8	\$525 - \$775	****
1	60	\$550 - \$1,312	\$855
2	67	\$726 - \$1,500	\$1,040
3	29	\$936 - \$1,864	\$1,281
4+	5	\$1,279 - \$1,802	****
All	169	\$525 - \$1,864	\$968

## RENTAL COST DATA – COUNTIES

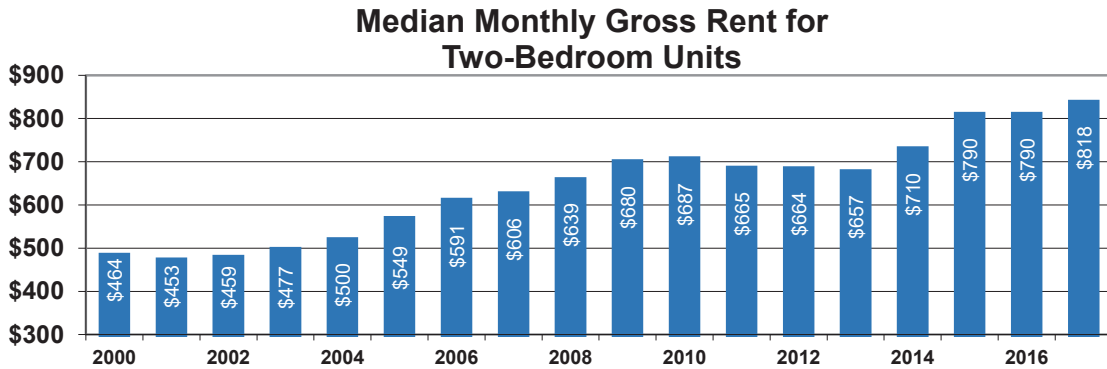
### CHESHIRE COUNTY



**2017 Median Gross Rent**

Unit Size (Bedrooms)	Sample Size	Rent Range	Median
0	19	\$525 - \$952	****
1	188	\$500 - \$1,794	\$800
2	241	\$543 - \$1,650	\$1,063
3	50	\$1,000 - \$2,200	\$1,366
4+	16	\$1,501 - \$2,290	****
All	514	\$500 - \$2,290	\$968

### COOS COUNTY



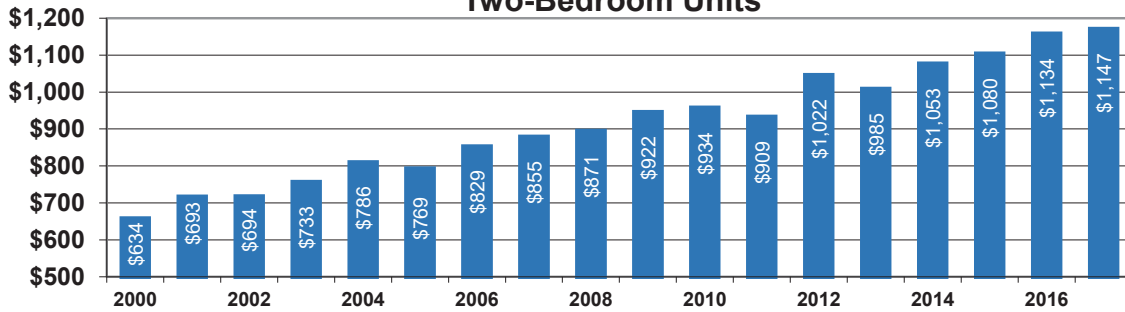
**2017 Median Gross Rent**

Unit Size (Bedrooms)	Sample Size	Rent Range	Median
0	7	\$497 - \$736	****
1	100	\$417 - \$982	\$705
2	117	\$518 - \$1,107	\$818
3	49	\$481 - \$1,205	\$949
4+	5	\$902 - \$1,582	****
All	278	\$417 - \$1,582	\$818

## RENTAL COST DATA – COUNTIES

### GRAFTON COUNTY

**Median Monthly Gross Rent for  
Two-Bedroom Units**

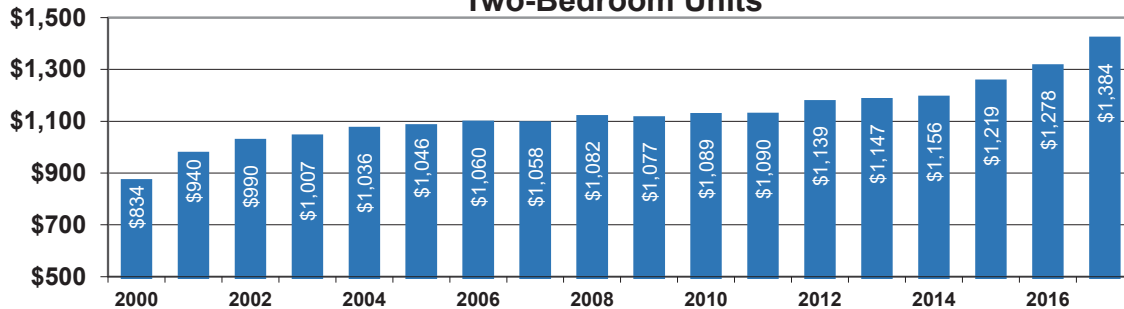


**2017 Median Gross Rent**

Unit Size (Bedrooms)	Sample Size	Rent Range	Median
0	50	\$350 - \$1,497	\$672
1	250	\$457 - \$2,155	\$857
2	308	\$500 - \$2,405	\$1,147
3	88	\$661 - \$3,205	\$1,373
4+	24	\$700 - \$2,800	\$1,450
All	720	\$350 - \$3,205	\$1,000

### HILLSBOROUGH COUNTY

**Median Monthly Gross Rent for  
Two-Bedroom Units**

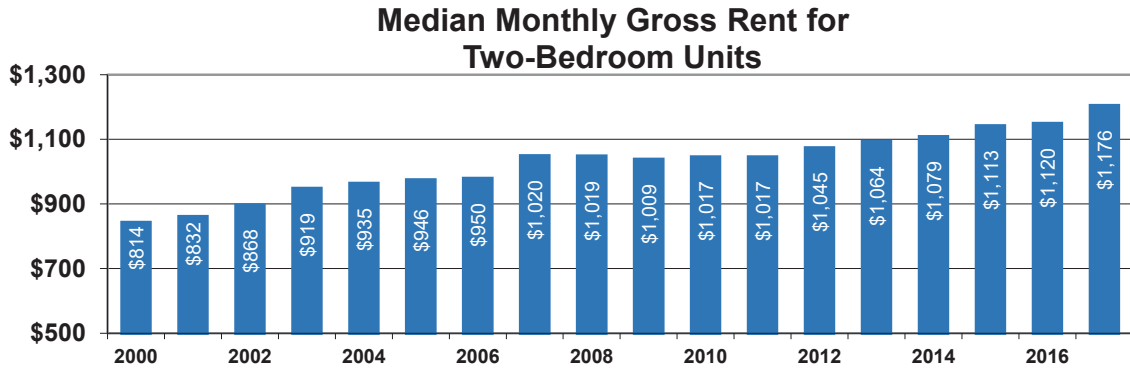


**2017 Median Gross Rent**

Unit Size (Bedrooms)	Sample Size	Rent Range	Median
0	175	\$390 - \$1,462	\$688
1	1,259	\$439 - \$1,867	\$1,086
2	2,179	\$607 - \$2,393	\$1,384
3	515	\$784 - \$2,852	\$1,431
4+	64	\$1,146 - \$3,101	\$1,583
All	4,192	\$390 - \$3,101	\$1,280

## RENTAL COST DATA – COUNTIES

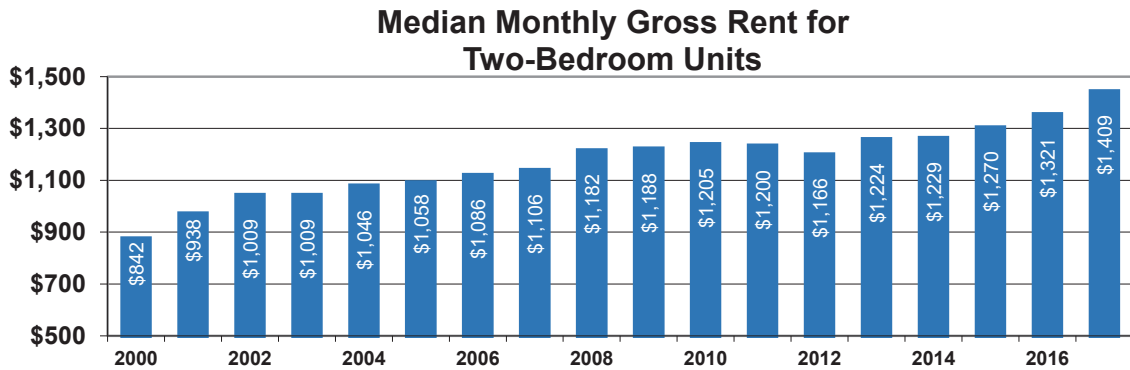
### MERRIMACK COUNTY



**2017 Median Gross Rent**

Unit Size (Bedrooms)	Sample Size	Rent Range	Median
0	46	\$597 - \$911	\$700
1	416	\$582 - \$1,675	\$936
2	658	\$233 - \$1,974	\$1,176
3	104	\$977 - \$2,051	\$1,428
4+	18	\$1,031 - \$2,364	****
All	1,242	\$233 - \$2,364	\$1,089

### ROCKINGHAM COUNTY

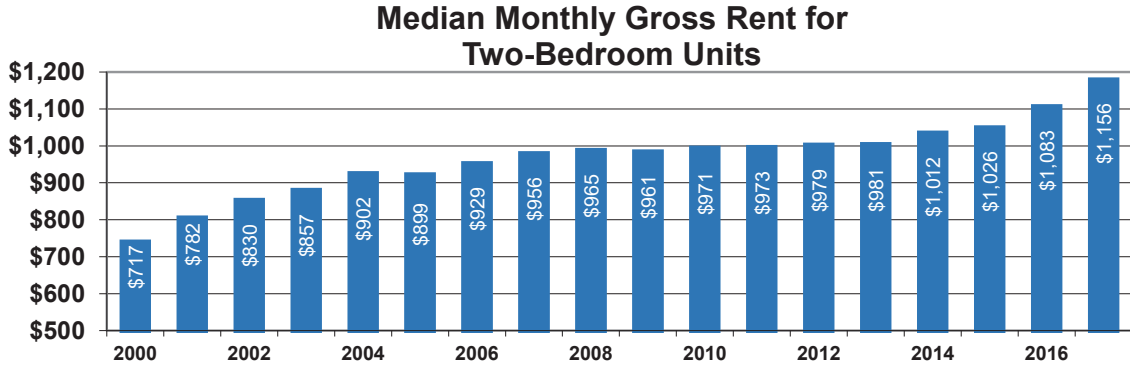


**2017 Median Gross Rent**

Unit Size (Bedrooms)	Sample Size	Rent Range	Median
0	61	\$667 - \$2,211	\$817
1	498	\$500 - \$3,135	\$1,000
2	983	\$894 - \$3,620	\$1,409
3	149	\$949 - \$4,368	\$1,647
4+	11	\$1,497 - \$2,724	****
All	1,702	\$500 - \$4,368	\$1,268

# RENTAL COST DATA – COUNTIES

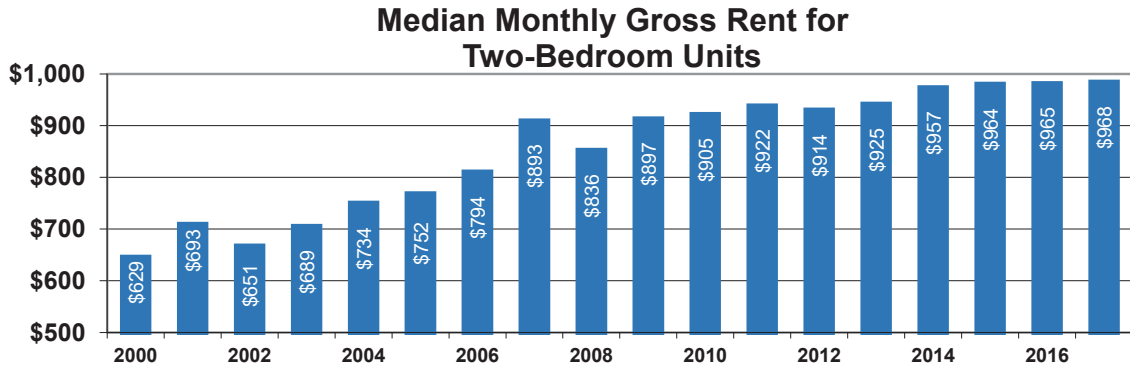
## STRAFFORD COUNTY



### 2017 Median Gross Rent

Unit Size (Bedrooms)	Sample Size	Rent Range	Median
0	70	\$547 - \$1,050	\$581
1	413	\$557 - \$2,567	\$907
2	652	\$726 - \$2,703	\$1,156
3	170	\$749 - \$3,300	\$1,478
4+	100	\$875 - \$4,420	\$1,896
All	1,405	\$547 - \$4,420	\$1,108

## SULLIVAN COUNTY



### 2017 Median Gross Rent

Unit Size (Bedrooms)	Sample Size	Rent Range	Median
0	6	\$557 - \$713	****
1	57	\$617 - \$1,342	\$777
2	111	\$573 - \$1,416	\$968
3	22	\$806 - \$1,673	\$1,181
4+	4	\$1,054 - \$1,497	****
All	200	\$557 - \$1,673	\$921